



STATE OF NORTH CAROLINA
DEPARTMENT OF TRANSPORTATION

ROY COOPER
GOVERNOR

J. ERIC BOYETTE
SECRETARY

September 28, 2021

ADDENDUM # 1

To: Plan Holders

From: Josh Deyton, P.E. 
Project Team Lead

RE: **Question & Answer, Pay Item Addition**
Contract ID: DN00756
County: Haywood
Letting Date: October 12, 2021

Question & Answer:

Question: *Could you please clarify Bid Item 0011 Concrete Curb Ramps Section 848? The existing ramps vary greatly, some appear to be handicap ramps and some are not, some are in existing brick sidewalks, some are bordered by curb stone and some by concrete curb & gutter. We really don't know what to use in the bid.*

Answer: Contractor will be responsible for installing concrete curb ramps at locations which currently do not meet ADA compliant specifications. The maps and quantities are listed on Sheet No. 9 of the DN00756 Standard PDF Plans - Roadway. In proposed ramp locations where there are existing facilities that do not meet compliancy, contractor will be responsible for removing all material necessary to replace with standard concrete curb ramps as shown in section 848.05 and 848.06 of the 2018 NCDOT Standard Drawings. Contractor also has the option of using the alternate curb ramp designs. See attached alternate curb ramp designs.

Pay Item Addition:

On page **T-2** of the proposal, after pay item #0025 LEAD-IN CABLE, add the following three pay items:

0026	4447000000-E	SP	PEDESTRIAN CHANNELIZING DE- VICES	50 LF
0027	4600000000-N	SP	GENERIC TRAFFIC CONTROL ITEM AUDIBLE WARNING DEVICES	5 EA
0028	4600000000-N	SP	GENERIC TRAFFIC CONTROL ITEM TEMPORARY CURB RAMPS	2 EA

See attached page **T-2** showing these pay item additions.

Please access ebs addenda files on Bid Express®.

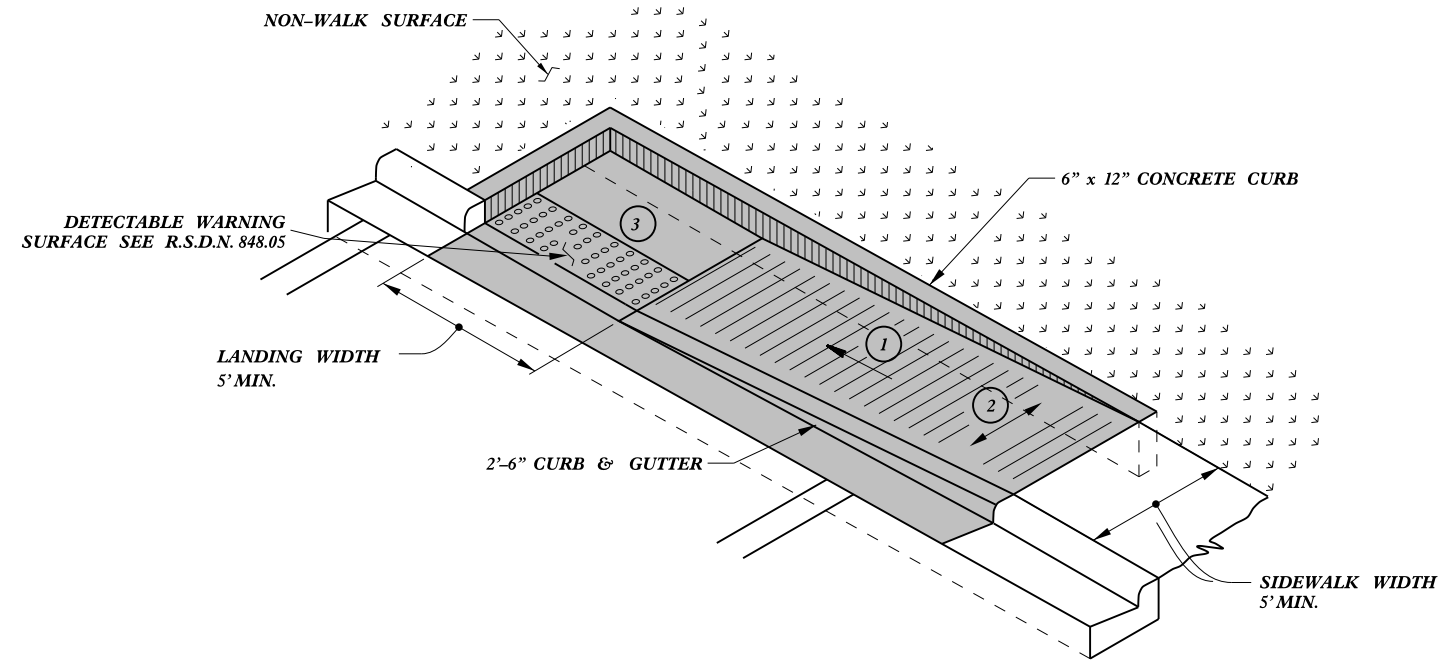
Thank you for your attention to this matter.


County : Haywood

Line #	Item Number	Sec #	Description	Quantity	Unit Cost	Amount
0018	4835000000-E	1205	PAINT PAVEMENT MARKING LINES (24")	52	LF	
0019	4845000000-N	1205	PAINT PAVEMENT MARKING SYMBOL	7	EA	
0020	4890000000-E	SP	GENERIC PAVEMENT MARKING ITEM 50 MIL 4" WHITE THERMOPLASTIC	3,800	LF	
0021	4890000000-E	SP	GENERIC PAVEMENT MARKING ITEM 50 MIL 4" YELLOW THERMOPLASTIC	9,000	LF	
0022	4891000000-E	1205	GENERIC PAVEMENT MARKING ITEM 24" 90MIL THERMO MARKING LINE	892	LF	
0023	4895000000-N	SP	GENERIC PAVEMENT MARKING ITEM NON-CAST IRON SNOWPLOWABLE PAV EMENT MARK	567	EA	
0024	7444000000-E	1725	INDUCTIVE LOOP SAWCUT	800	LF	
0025	7456000000-E	1726	LEAD-IN CABLE (***** (14-2)	1,020	LF	
0026	4447000000-E	SP	PEDESTRIAN CHANNELIZING DE- VICES	50	LF	
0027	4600000000-N	SP	GENERIC TRAFFIC CONTROL ITEM AUDIBLE WARNING DEVICES	5	EA	
0028	4600000000-N	SP	GENERIC TRAFFIC CONTROL ITEM TEMPORARY CURB RAMPS	2	EA	

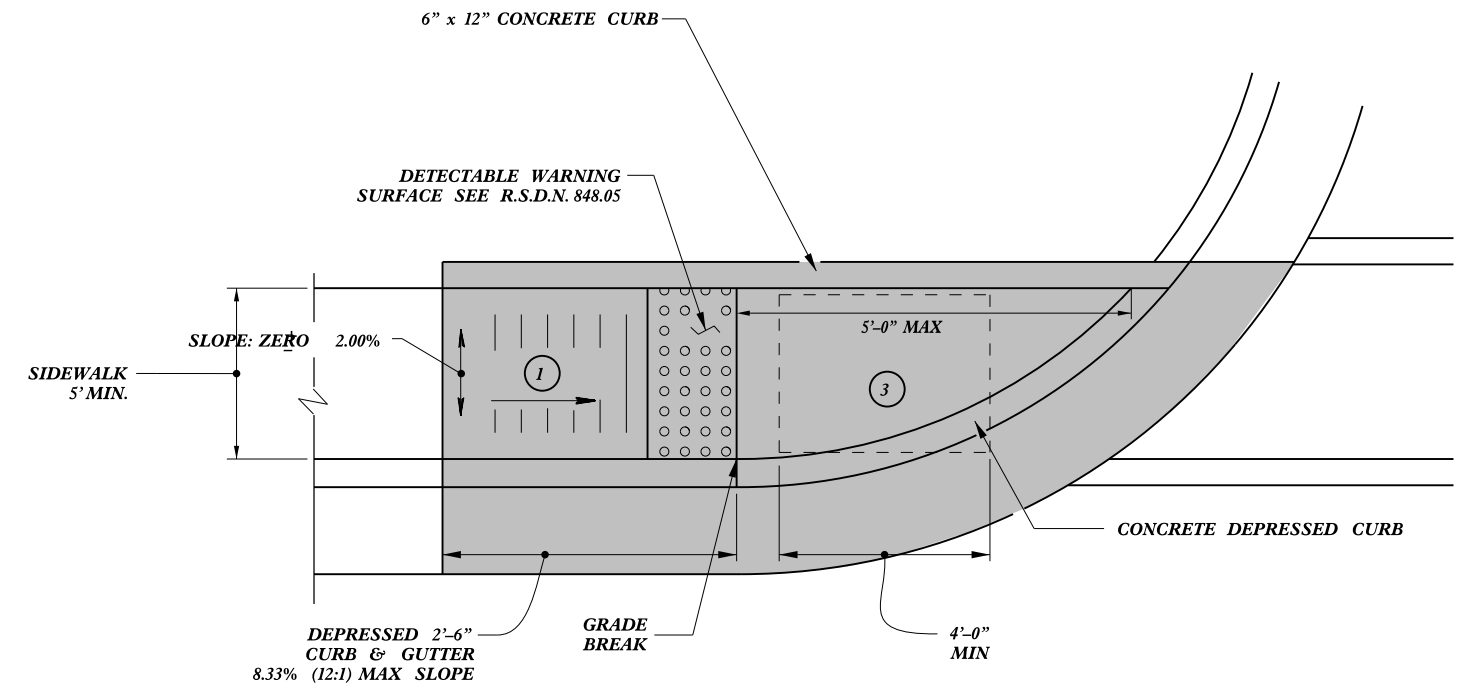
1034/Sep28/Q536009.93/D9767210000/E28

Total Amount Of Bid For Entire Project :



 PAY LIMITS FOR CURB RAMP

TYPE 1A



TYPE 1

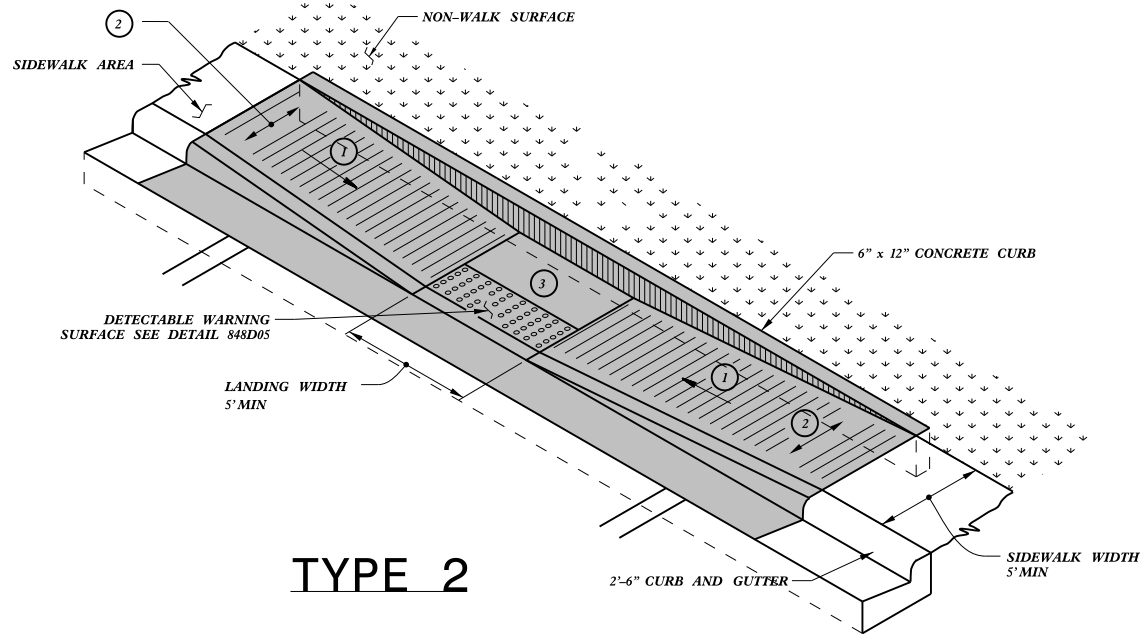
- ① 8.33% (12:1) MAX RAMP SLOPE
- ② CROSS SLOPE: 2.00%
- ③ CURB RAMPS REQUIRE A (4'-0") MINIMUM LANDING WITH A MAXIMUM CROSS SLOPE AND LONGITUDINAL SLOPE OF 2.00% WHERE PEDESTRIANS PERFORM TURNING MANEUVERS. SLOPE TO DRAIN TO CURB.

REFER TO ROADWAY STANDARD DRAWING NUMBER 848.05 SHEET 3 OF 3 FOR ALL RAMP NOTES

CONTRACT STANDARDS AND DEVELOPMENT UNIT	
Office 919-707-6950	FAX 919-250-4119
CURB RAMPS	
Directional Ramps	
ORIGINAL BY: J.S. HOWERTON	DATE: 7/7/11
MODIFIED BY:	DATE:
CHECKED BY:	DATE:
FILE SPEC: sstds/2012CurbRamp/CurbRampDetails.dwg	

23-MAR-2012 15:05 J:\Contracts\2012\Standard Drawings\2012 Standard Drawings\Curb Ramp Special Details\Curb Ramp Details.dwg J.Howerton AT 05023750

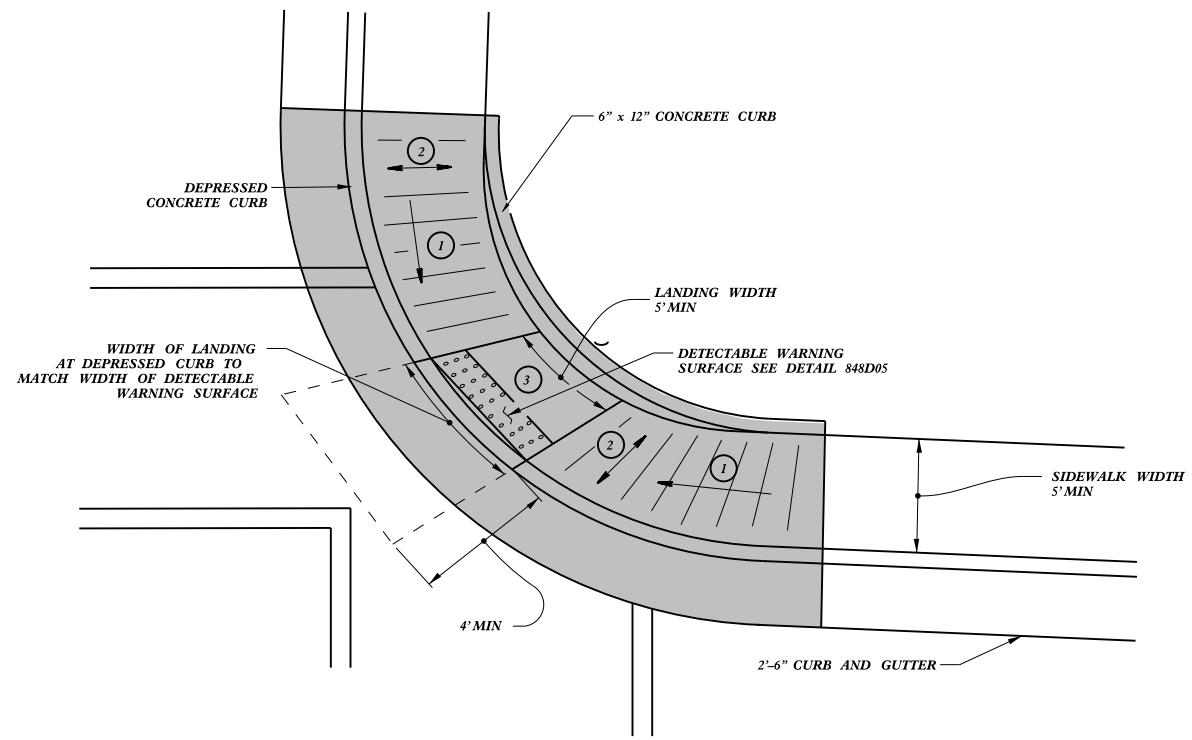
5/14/99



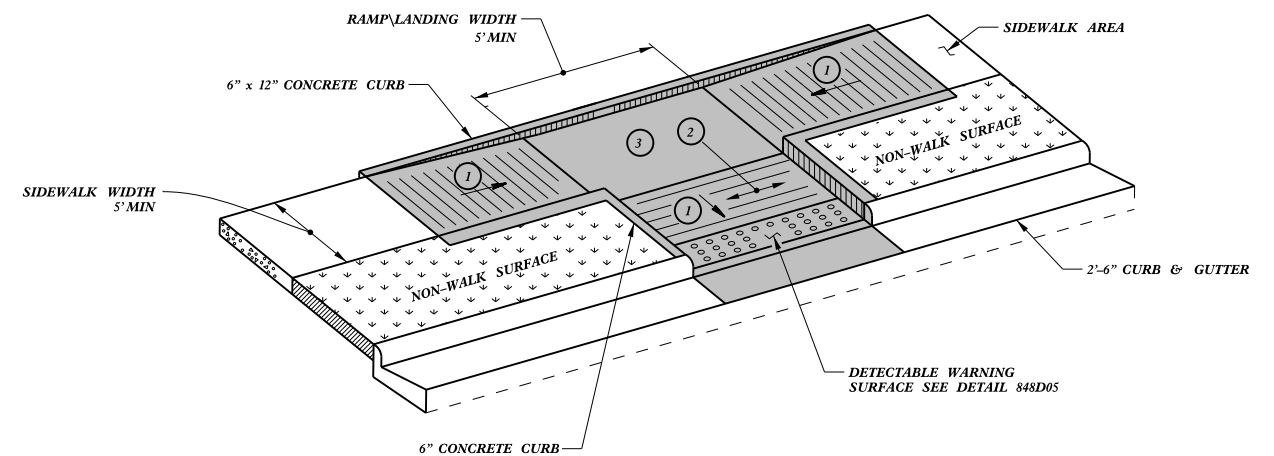
TYPE 2

PAY LIMITS FOR CURB RAMP

- ① 8.33% (12:1) MAX RAMP SLOPE
- ② CROSS SLOPE: 2.00%
- ③ CURB RAMPS REQUIRE A (4'-0") MINIMUM LANDING WITH A MAXIMUM CROSS SLOPE AND LONGITUDINAL SLOPE OF 2.00% WHERE PEDESTRIANS PERFORM TURNING MANEUVERS. SLOPE TO DRAIN TO CURB.



TYPE 2A



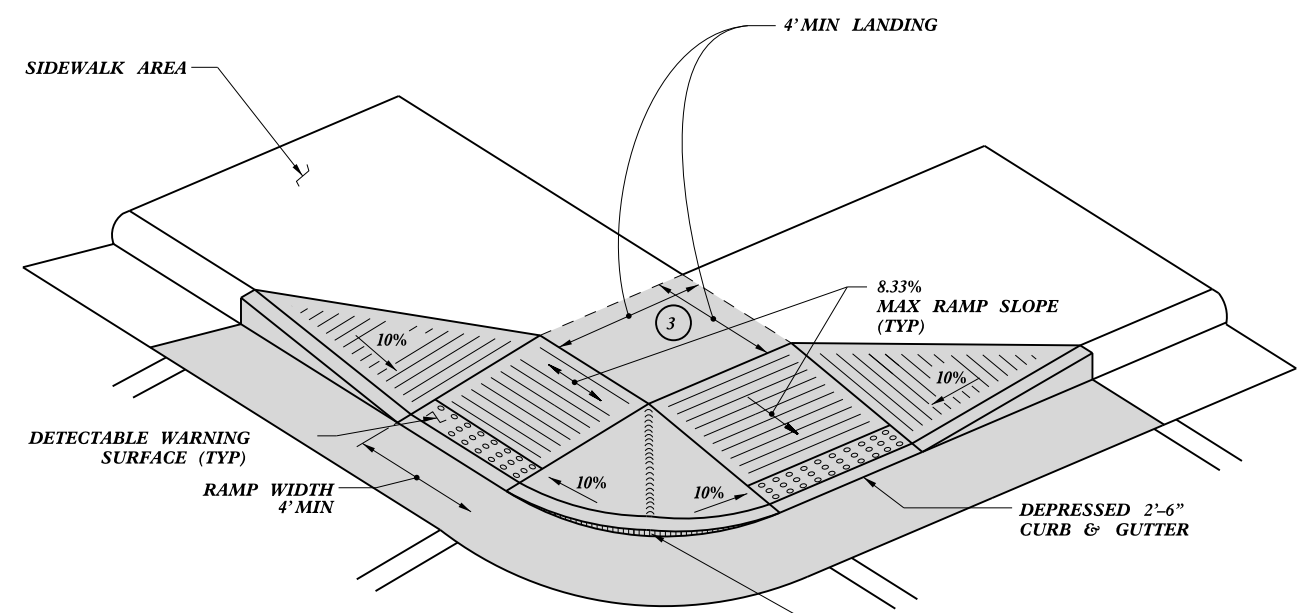
TYPE 3

CONTRACT STANDARDS AND DEVELOPMENT UNIT	
Office 919-707-6950	FAX 919-250-4119
CURB RAMPS	
Parallel Ramps	
ORIGINAL BY: J.S. HOWERTON	DATE: 7/7/11
MODIFIED BY:	DATE:
CHECKED BY:	DATE:
FILE SPEC: sstds/2012CurbRamp/CurbRampDetails.dwg	

REFER TO ROADWAY STANDARD DRAWING NUMBER 848.05 SHEET 3 OF 3 FOR ALL RAMP NOTES

23-MAR-2012 15:07 J:\Contracts\Special Details\Howerton\Standard Drawings\2012 Standard Drawings\Curb Ramp Details.dwg

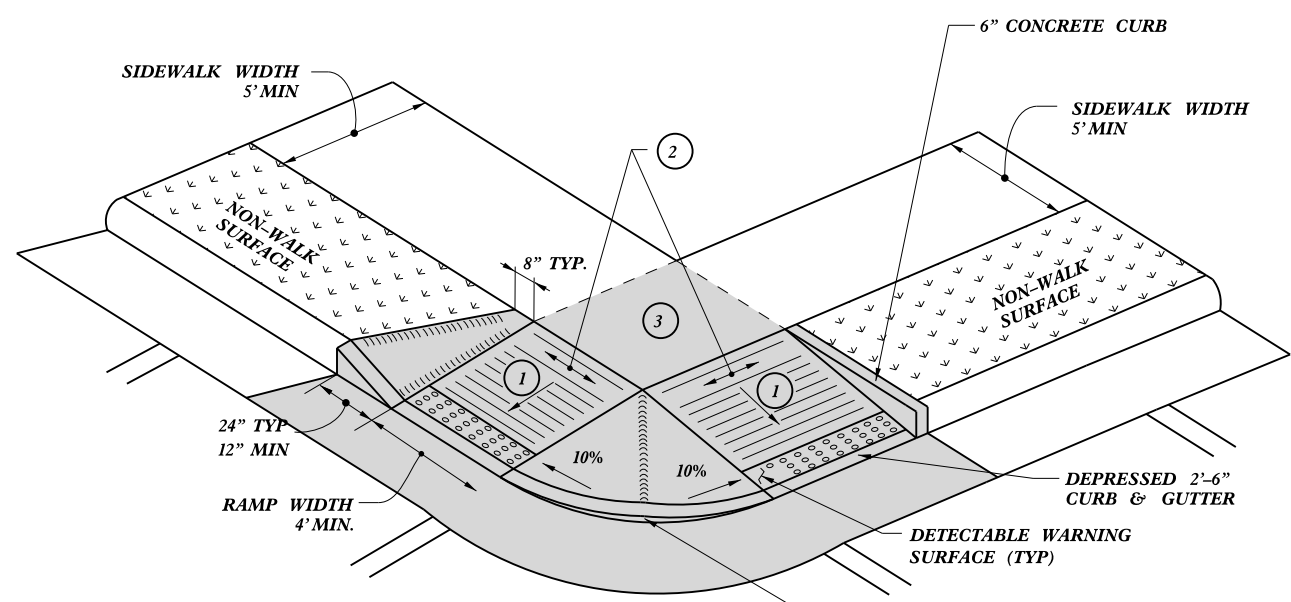
5/14/99



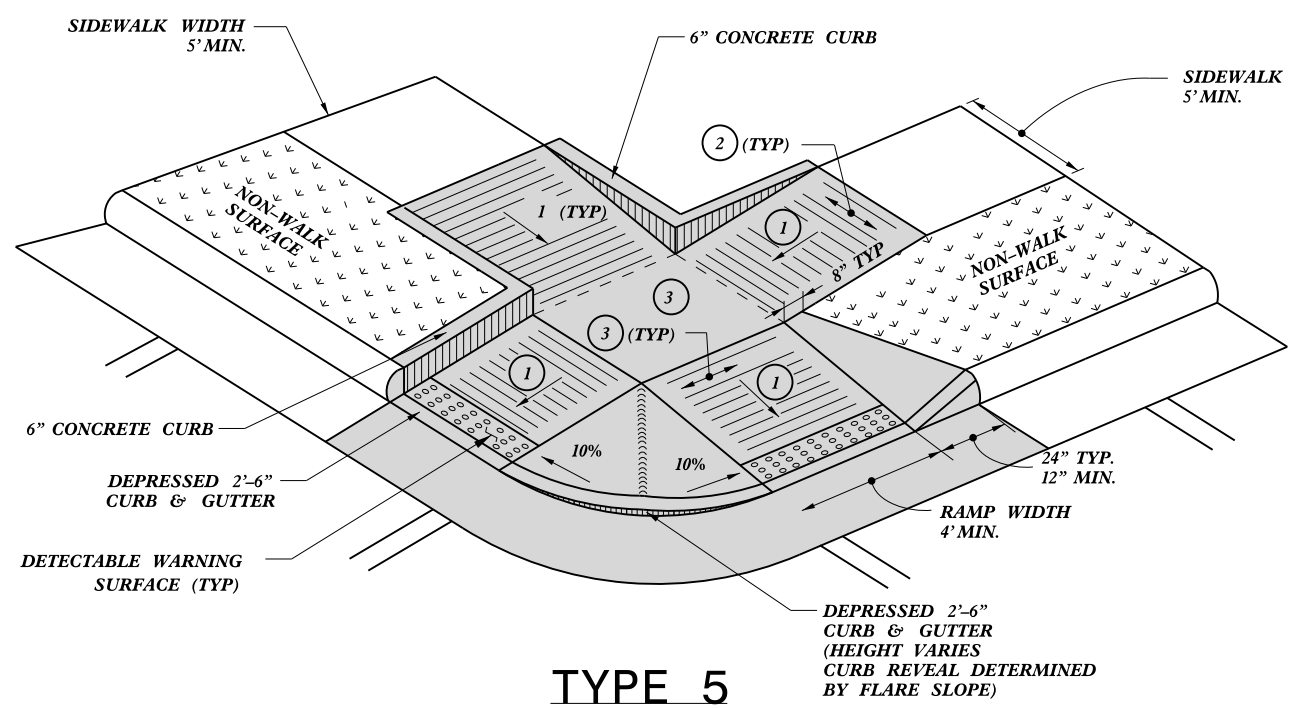
TYPE 4



TYPE 5



TYPE 4A

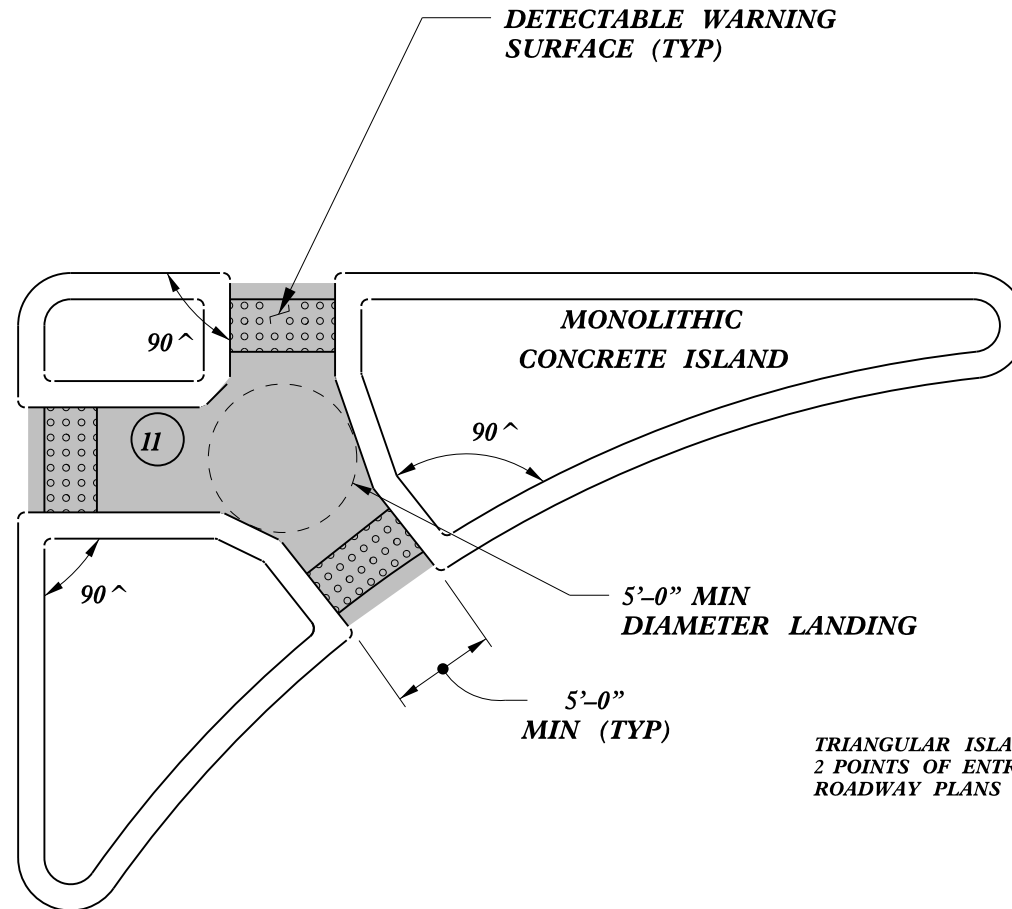



- 1 8.33% (12:1) MAX RAMP SLOPE
- 2 CROSS SLOPE: 2.00%
- 3 CURB RAMPS REQUIRE A (4'-0") MINIMUM LANDING WITH A MAXIMUM CROSS SLOPE AND LONGITUDINAL SLOPE OF 2.00% WHERE PEDESTRIANS PERFORM TURNING MANEUVERS. SLOPE TO DRAIN TO CURB.

CONTRACT STANDARDS AND DEVELOPMENT UNIT	
Office 919-707-6950	FAX 919-250-4119
CURB RAMPS	
Shared Landing	
ORIGINAL BY: J.S. HOWERTON	DATE: 7/7/11
MODIFIED BY:	DATE:
CHECKED BY:	DATE:
FILE SPEC: sstds/2012CurbRamp/CurbRampDetails.dwg	

REFER TO ROADWAY STANDARD DRAWING NUMBER 848.05 SHEET 3 OF 3 FOR ALL RAMP NOTES

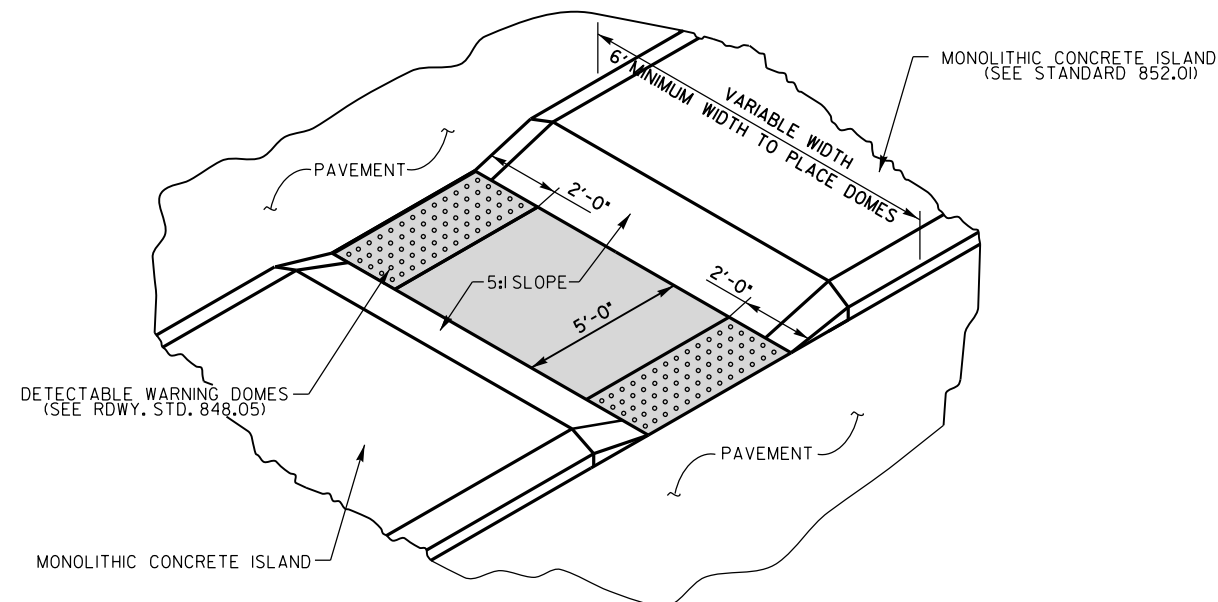
23-MAR-2012 15:08 C:\Users\jhowerton\Documents\Standard Drawings\2012 Standard Drawings\Curb Ramp Special Details\Curb Ramp Details.dwg jhowerton AT 05023750



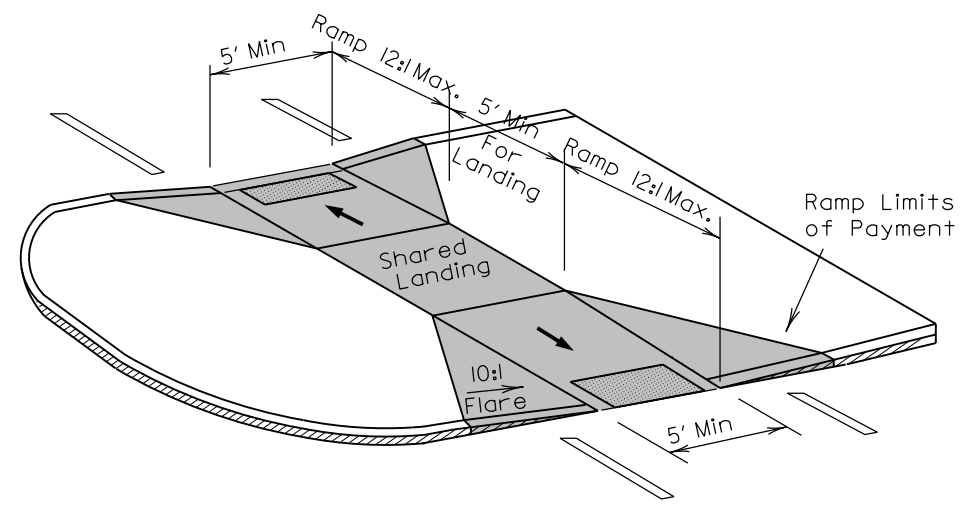
 PAY LIMITS FOR 1 CURB RAMP

TRIANGULAR ISLANDS MAY BE CONSTRUCTED WITH ONLY 2 POINTS OF ENTRY AND EXIT AS SHOWN IN THE ROADWAY PLANS OR AS DIRECTED BY THE ENGINEER.

TRIANGULAR ISLAND WITH CUT THROUGH



MEDIAN ISLAND WITH CUT THROUGH



MEDIAN ISLAND CURB RAMPS

CONTRACT STANDARDS AND DEVELOPMENT UNIT	
Office 919-707-6950	FAX 919-250-4119
CURB RAMPS	
Median or Turn Lane Islands	
ORIGINAL BY: J.S. HOWERTON	DATE: 7/7/11
MODIFIED BY:	DATE:
CHECKED BY:	DATE:
FILE SPEC: s:\stds\2012CurbRamp\CurbRampDetails.dwg	

5/14/99
 CONTRACT STANDARDS AND DEVELOPMENT UNIT
 CURB RAMPS
 MEDIAN OR TURN LANE ISLANDS